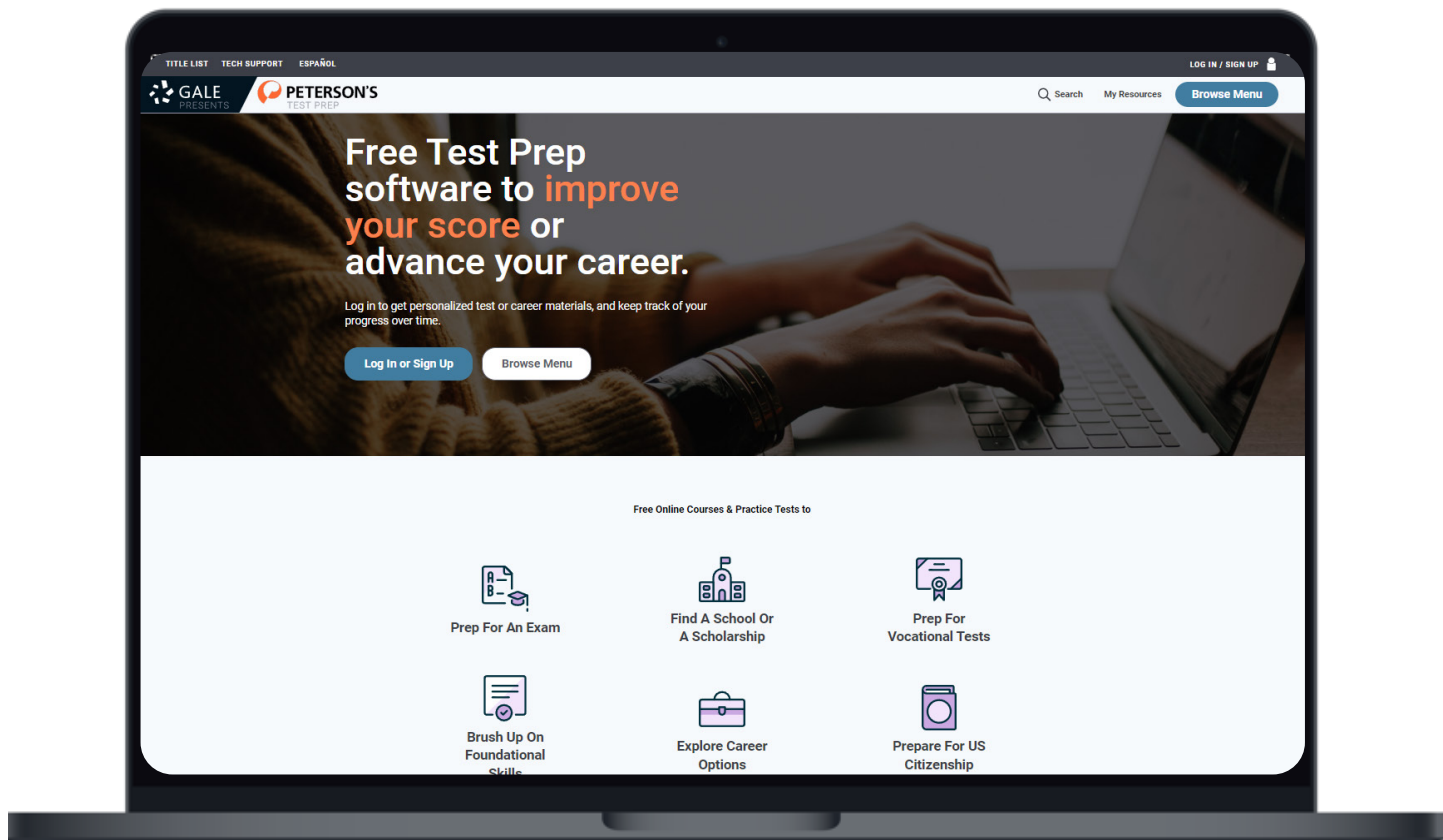


GALE PRESENTS: PETERSON'S TEST PREP

Improve Your Scores and Prepare for the Future

Gale Presents: Peterson's Test Prep provides the tools you need to achieve educational, professional, and personal success. You'll find support to prepare for testing from AP to SAT to vocational skills, and graduate entrance exams. In addition to practice tests, eBooks and videos add even more support to ace your tests.



PRACTICE TESTS

Access full-length, timed practice exams for high school, college entry, graduate school, and adult learning/career development.

COLLEGE PLANNING

Search and find schools and scholarships, and learn about financial aid.

EBOOKS AND VIDEOS

Supplement practice test before and after taking them to gain valuable knowledge.

CAREER INFORMATION

Career Advice, Job Searching, and a Resume Builder are available to prepare for future careers.

GALE PRESENTS: PETERSON'S TEST PREP

GET STARTED

CREATE AN ACCOUNT

- Select the **Log In or Sign Up** button.
- Select **Sign Up Now** and enter your information.
- An email isn't required, but it is recommended in case of a forgotten password.
 - » If an email is used, it will be the username moving forward.

FIND CONTENT

HOMEPAGE BROWSE

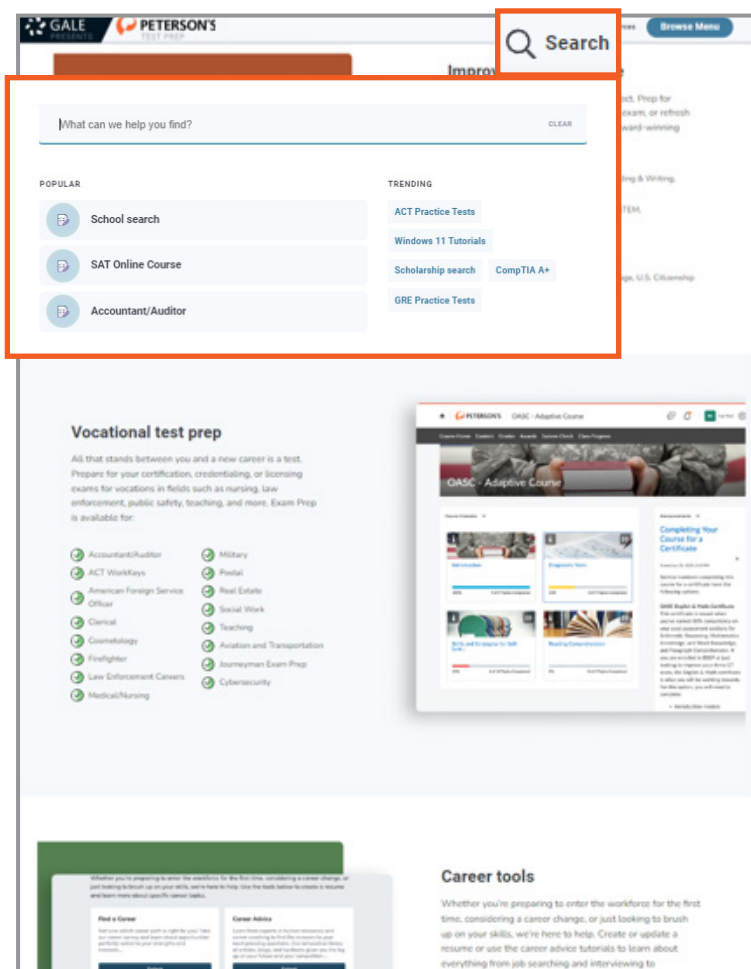

Once signed into *Gale Presents: Peterson's Test Prep*, you can find materials by simply scrolling down on the homepage.

- Select a practice test section by scrolling under the log in banner. Each section guides users to more precise results based on need.
- Scroll further on the homepage to find more detailed information about content available within the resource, including **Career Tools** and **School/Scholarship Search**.
 - » Select an entry to browse through its hub.

BASIC SEARCH

Once signed into *Gale Presents: Peterson's Test Prep*, you can find materials by selecting the **Search Bar** at the top of the homepage.

- Select the **Search Bar** and you will be provided with popular and trending searches.
- Enter your search term, you will notice that as you search predictive text will provide you with suggestions.
- View all results by selecting **View All Results** at the bottom of the box.
- Scroll through your results to learn more and begin.



GALE PRESENTS: PETERSON'S TEST PREP

SAVE CONTENT

SAVE TO MY RESOURCES

My Resources allows you to save and organize the content you are utilizing.

- Once you find content of interest through either browsing or searching, select **Add to My Resources**.
 - » You can add resources one at a time, or add a whole section or search result.
- To access **My Resources**, select **My Resources** at the top of the page.

UTILIZE MY RESOURCES

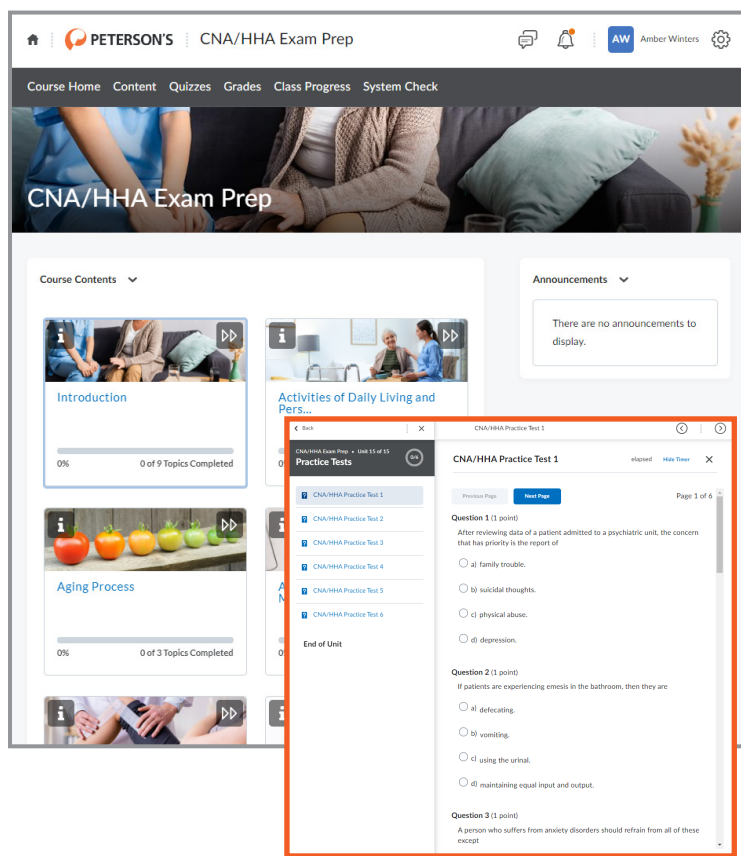

Once you have content saved to **My Resources**, you can easily access them, and see related goals.

- At the top of the My Resources page you will see Goals based on the content you have saved.
 - » You can delete goals using the **Delete Goal** button, or search for new ones with the **Search for a Goal** button at the top of the page.
- Utilize the tool bar on the left side of the page to navigate between sections including resources, schools, scholarships, and jobs.

TAKE A PRACTICE TEST

SELECT AND BEGIN YOUR TEST

- Choose your test using one of the methods listed above.
- Select the title of the test you want to begin.
 - » In addition to the practice test, you will find other helpful materials including flash cards, eBooks, and instructional videos.
- Select the **Practice Test** tile to get started.
 - » Many tests will have multiple parts, and multiple versions. Click through each version on the left side of the page to access all practice tests.
- Answer the questions. Once completed, select submit quiz.
- Each quiz is autosaved, so you will be able to leave and come back as needed.



GALE PRESENTS: PETERSON'S TEST PREP

VIEW RESULTS AND COURSE PROGRESS

- Navigate to the main practice test page by selecting the back button while on a test, or by selecting the title of the test.
- Utilize the tool bar at the top of the page to view grades, progress, and content.
- The Quizzes button will also show what practice quizzes you have taken, and how many times.

SEARCH FOR SCHOOLS AND SCHOLARSHIPS

FIND A SCHOOL

- Select **Find a School or a Scholarship** on the homepage, or through the **My Resources** section by selecting **Search For Another Goal**.
- Click the **School Search** tool.
- Search by keyword at the top of the page or browse by scrolling down on the page.
- Utilize **Filters** on the left hand side to limit results to precise parameters like tuition, location, or test score requirements.
- Select the school to view more in-depth information, or select **Save to My Schools** to keep it saved in your **My Resources** section.

FIND A SCHOLARSHIP

- Select **Find a School or a Scholarship** on the homepage, or through the **My Resources** section by selecting **Search for Another Goal**.
- Click the **Scholarship Search** tool.
- Search by keyword at the top of the page or browse by scrolling down on the page.
- Utilize **Filters** on the left hand side to limit results to precise parameters like award type, amount, and location.
- Select the scholarship to view more in-depth information, or select **Save to My Scholarships** to keep it saved in your **My Resources** section.
- Select **Apply Now** on the scholarship to be launched to the application.

The screenshot shows the 'Progress Summary' page for a user named Amber Winters. The page includes a navigation menu with options like 'Course Home', 'Content', 'Quizzes', 'Grades', 'Class Progress', and 'System Check'. The main content area displays 'Grades Received: 0', 'Objectives: Learning Objectives Passed 0% (0/0)', 'In Progress: 0', 'Passed: 0', and 'Needs Remediation: 0'. A sidebar on the left lists various course components like 'Summary', 'Grades', 'Objectives', 'Content', 'Discussions', 'Assignments', 'Quizzes', 'Checklist', 'Surveys', 'Course Access', 'Login History', and 'System Access History'.

The screenshot shows the search results for Albion College. The page displays the college's name, location (Albion, MI), and key statistics: USD 54,410/year Private Tuition, 1523 Total Students, and Small town Setting. A 'Location & Contact' section provides the address (611 East Porter Street, Albion, MI) and contact information (Phone: 517-629-0323). A 'Majors & Degrees' section is also visible. A 'Save to My Schools' button is present, and a map of the location is shown on the right.

The screenshot shows the search results for scholarships. The page features a search bar with the text 'SEARCH BY KEYWORD' and a 'Search' button. Below the search bar, there are filters for 'I'm looking for:' (A School, A Scholarship) and 'Degree Type' (Undergraduate, Graduate). The results are displayed in a grid format, showing various scholarships such as 'WICHE's Western Undergraduate Exchange (WUE)', 'Diversifying Higher Education Faculty in Illinois (IMGIPICEOP)', 'University of Alaska Fairbanks Western Undergraduate Exchange Scholarship', and 'Northern Arizona University Founders Gold Award'. Each result includes a 'Save to my scholarships' button.

GALE PRESENTS: PETERSON'S TEST PREP

EXPLORE CAREER RESOURCES

Access career resources by selecting the **Explore Career Options** button on the homepage, browsing through the homepage, or by selecting **Search For Another Goal** in the **My Resources** section.

- The career tools are organized into four sections, **Career Advice**, **Online Resume Builder**, and **Job Search Engine**.
 - » **Career Advice** provides resources to support many key topics including job searching, interview strategies, and salary negotiations.
 - » **Online Resume Builder** utilizes a fully-customizable platform to create a thorough and engaging resume. Utilize the tool bar on the left to see examples, change your settings, and select a pre-made template.
 - » **Job Search Engine** breaks jobs into government and non-government for precise discovery. Powered by Indeed, job searchers will be able to search for specific roles based in a geography of their choice, and apply on the platform.

LEARN MORE!

To access additional support materials visit:
support.gale.com/training

Current subscribers can contact their Customer Success Managers directly or by sending an email to:

gale.customersuccess@cengage.com

INTERESTED IN A SUBSCRIPTION?

Reach out to your Gale Sales Representative. To find their contact information go to:

support.gale.com/repfinder